

# bmf<sup>®</sup> Metal Forms

## Form Installation Procedure

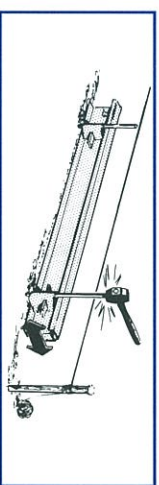
BMF Forms are easy to set up following these simple step by step procedures.

### 1. Line Up and Stake

#### First form

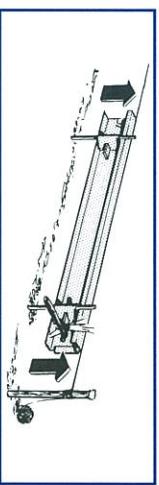
After the grade "line" has been set (for the back forms), stand the first form on the ground under the "line" and put a stake in each end stake pocket.

Line up the form with the "line" (don't worry about raising it yet) and drive the stakes.



### 2. Raise and Wedge

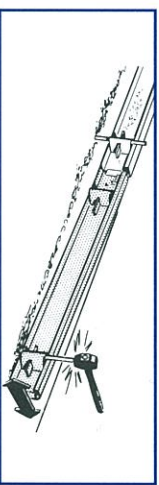
Raise the form to the line, and tap the Giant Wedges to lock the stakes. Now you're ready for the second form.



### 3. Join, Line Up, and Stake


#### Second form

Connect the end of the second form loosely to the first, and put a stake in the pocket near the free end of the form. Hold the form under the line and drive the stakes.



### 4. Raise, Wedge, and Lock

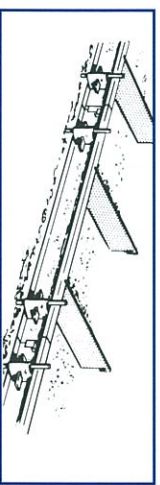
Raise the form to the line, and lock it with the Giant Wedges. On O-K Forms, tap the clamp or slide to lock the forms together.



### 5. Set Division Plates

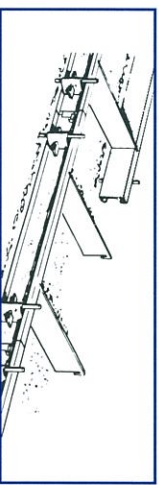
#### First section

When the back forms are in, (or after each form is locked up) hook the division plates to the form. On O-K Forms, hook the division plate into the proper division-plate slot. On Super Curb, Gutter and Curb Face Forms, place the division plate between the ends of the forms.



### 6. Set Front Form

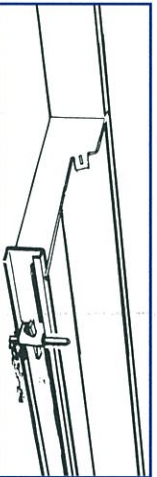
Next . . . hook the other ends of the division plates into the opposite (front) form, square up the form, and drive the stakes. Now . . . raise the forms up to the grade line, and lock it in place with the Giant Wedges.



### 7. Curb and Gutter with Division Plates

Set the curb and the gutter forms as shown in steps (1) through (6).

Mount the curb face forms on the division plates, and lock them in place. (Lock O-K Curb Face Forms to the division plates with banana-shaped taper keys, and lock their ends together by tapping the end slides. Lock Super Curb Face Forms through the division plates with the sliding dowels.



**Jaquith  
Industries Inc.**

600 East Brighton Ave.

PO Box 780

Syracuse, NY

13205-0780

315-478-5700

Fax: 315-478-5707